

Intervention/Progress Monitoring/Benchmarking

Aims Web Plus Grades 3-8

Tier levels used for MTSS

Tier 2 - 11-25%

Tier 3 - 1-10%

Benchmark

Teacher will benchmark students 3 times a year Fall, Winter and Spring. Math will be done on the computer. Reading will be done on the computer and teacher will also give ORF. Benchmark test must be unlocked by the teacher before the student can start.

Fall: Aug 1st - Nov 30th

Winter: Dec 1st - Mar 15th

Spring: Mar 16th - July 31st

Interventions

Teacher will provide a researched based intervention for students based on their deficiency and Tier. Every time this intervention is given it will be collected and put in the students MTSS Folder.

- <https://www.interventioncentral.org/>

Tier 2 involves supplemental interventions that are provided with an increased level of intensity *in addition to core instruction* for small groups of students who show some risk of not meeting grade level standards. Tier 2 interventions usually involve additional practice and skill building. Frequency and intensity: Small group interventions at least twice per week for periods of 15 minutes or more.

Tier 3 involves providing interventions for a smaller group of students with the highest level of need. Such interventions are provided at a higher level of intensity in comparison to Tier 2 and are also *in addition to core instruction*. Tier 3 interventions are tailored specifically to meet the needs of each student.

Frequency of interventions

Tier 2 - Twice per week at least 15 minutes

Tier 3 - Three times per week at least 15 minutes

Progress Monitoring (suggestion do not pick Fridays to progress monitor)

Tier 2– Once every other week

Tier 3– Once a week

Reading Assessments

Assessment	Acronym	Grade	Use	Time (MIN)
Vocabulary	VOC	3–8	Benchmark	5–10
Reading Comprehension	RC	2–8	Benchmark	15–30
Oral Reading Fluency	ORF	2–8	Benchmark & Progress Monitoring	1
Silent Reading Fluency	SRF	4–8	Benchmark & Progress Monitoring	5–8

Math Assessments

Assessment	Acronym	Grade	Use	Time (MIN)
Concepts & Applications	CA	2–8	Benchmark	15–25
Number comparison Fluency– Triads	NCF–T	2–8	Benchmark & Progress Monitoring	3
Mental Computation Fluency	MCF	2–8	Benchmark & Progress Monitoring	4
Number Sense Fluency is combination of NCF-T and MCF	NSF	2–8	Progress Monitoring	10–15

Progress Monitor ORF

This is done one on one with the teacher and student. Teacher has a chromebook, students must have the ORF passage.

Website: <https://app.aimswebplus.com/#/login>

Customer # 4649

1. From the drop down menu click on Monitor
Monitor is used for ORF

2. Check that your **roster** Grade and **school Year** are correct

3. Click View/Refresh
4. All student in the grade level will display. You can sort the students by clicking on Measure and it will sort by the measure the student needs. If the measure is in Green the students test is unlocked and will be taken on a Chromebook. The student will need their testing ticket to log in.

If the assess icon is Blue the students test need to be unlocked, Put a check in the box next to the students name and click unlock

Student (11)	Grade	Measure	Assess	Performance			Goal			Intervention			
				Date	Score	ROI	Status	Wk	Score	ROI	Name	Freq	Session Len
Medina, Yailyn	2	NSF ₁₂		11/10/2017	0		NA	8	3	0.60	Math	Daily	15 min
Leiva, Dylan	2	NSF ₁₂		11/10/2017	4		NA	18	6	0.40	Math	Daily	15 min
Itzary, Julianis	2	NSF ₁₂		11/10/2017	6		NA	24	8	0.40	Math	Daily	15 min
Romero, Victor	2	NSF ₁₂		11/10/2017	2		NA	12	5	0.60	Math	Daily	15 min
Itzary, Julianis	2	ORF ₁₂		11/8/2017	33		NA	11	40	1.40	Reading Fluency Small Group	Daily	15 min
Gonzalez, Mia Bela	2	ORF ₁₂		11/8/2017	19		NA	5	24	1.00	Reading Small Group	Daily	15 min
Medina, Yailyn	2	ORF ₁₂		11/8/2017	11		NA	4	16	1.00	Reading Small Group	Daily	15 min
Legthoic, Nicole	2	ORF ₁₂		11/8/2017	33		NA	11	39	1.20	Reading Small Group	Daily	15 min
Aranda, Elyan	2	ORF ₁₂		11/8/2017	25		NA	9	33	1.60	Reading Small Group	Daily	15 min
Romero, Victor	2	ORF ₁₂		11/8/2017	16		NA	5	21	1.00	Reading Small Group	Daily	15 min
Leiva, Dylan	2	ORF ₁₂		11/8/2017	19		NA	5	24	1.00	Reading Small Group	Daily	15 min

Performance Levels

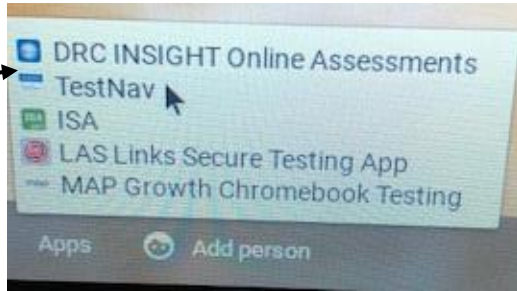
AimswebPlus uses five color-coded performance levels, which are based on either national or local norms:

- Well-Below Average (1st–10th percentiles), displayed in orange
- Below Average (11th–25th percentiles), displayed in yellow
- Average (26th–74th percentiles), displayed in green
- Above Average (75th–89th percentiles), displayed in teal
- Well-Above Average (90th–99th percentiles), displayed in blue

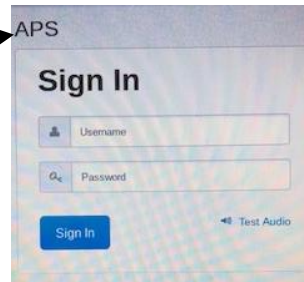
Progress monitoring and benchmarking on Chromebook using TestNav

Benchmarking reading and math Progress monitoring SRF and NSF

1. Power on the Chromebook
2. Do not sign in
3. Under apps click on TestNav

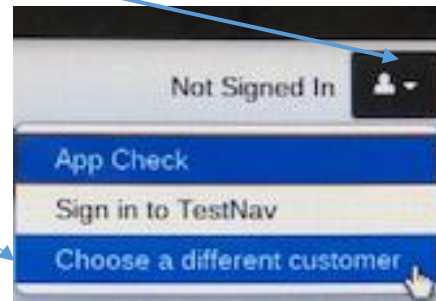


4. Your TestNav window should say APS



If you are not on APS follow the steps below

5. Click on the down arrow next to Not signed in



6. Click on choose a different customer

7. Click on aimsweb Plus

