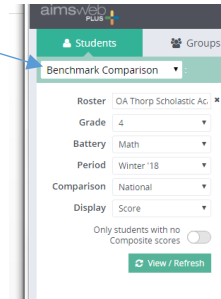


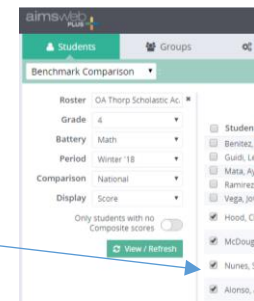
AIMSWEB Individual Benchmark Report

The Individual Benchmark report displays a student's benchmark scores for the current year or multiple years. Use this report to track student progress across a year and to determine the need for intervention and monitoring based on a comparison group. Student scores can be compared to national, district, or school norms. Local targets, Student Growth Percentiles, Rates of Improvement, risk levels, Lexile levels (ORF measure), and performance levels are also reported for the available measures or batteries. *Two or three scores are needed for the ROI results to generate.

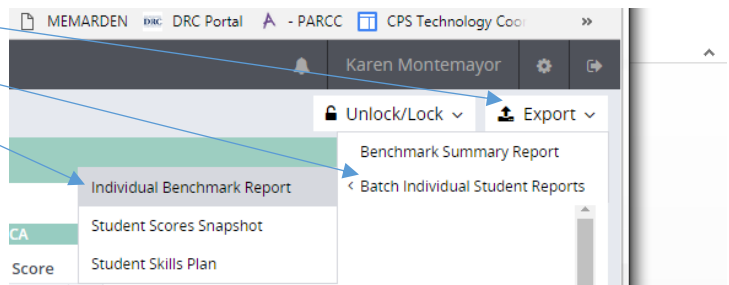
1. Under Students go to Benchmark Comparison



2. Put a check in the box for the students you want to run the report for



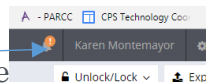
3. On the top right hand side go to export
 - a. Batch Individual Student report
 - b. Individual Benchmark report



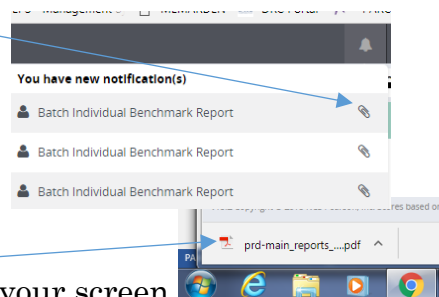
4. Enter The PDF Options
 - a. Norm Comparison-National
 - b. Check -Show Comparison Group
 - c. Check -Show Target Line
 - d. Check-Show Average Growth
 - e. Click Start Batch Job

5. Your request has been sent and will be processed soon. Click OK

6. To retrieve your report, Click on the Orange ! next to your name



7. Click on the Paper clip next to the Batch Individual Benchmark Report



8. Your Report will download at the bottom of your screen

9. Click on the PDF to open and print.