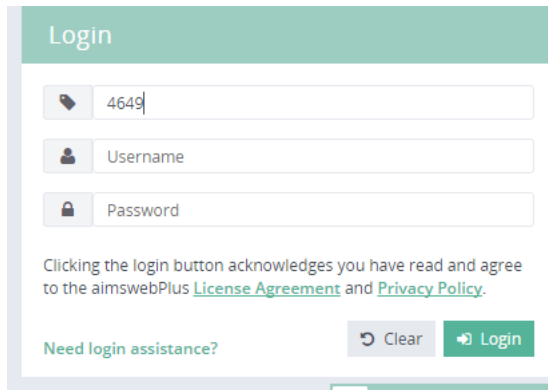


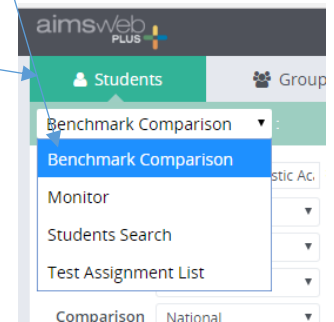
AIMS Web ORF Benchmark

How to give the AIMS Web ORF Fall, Winter Spring benchmark

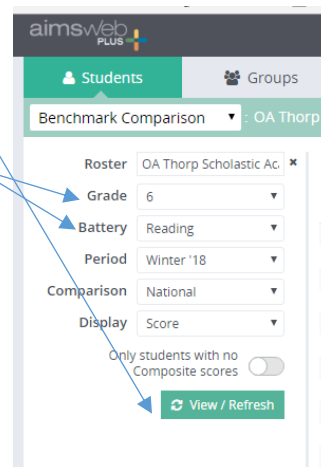
1. Log into Aims Web Website: <https://app.aimswebplus.com/#/login>
Customer # 4649




2. From the students menu click on the drop down arrow and select benchmark comparison



3. Select your grade, Battery-Reading, View/refresh



4. Click on the pencil icon  and assess ORF. All students who take the Benchmark assessment must be given ORF to receive a complete composite score. In your binder make sure to select the correct story Fall, Winter or Spring.